



Click, Clack, Search!

Can you find all the farm animal sounds listed in the word bank in the puzzle below? Give it a try!

PEEP
MOO
THUMP
QUACK
DOOBY
GIGGLE
YIP

P	X	E	U	X	K	N	P	Q
Q	E	O	L	C	J	O	M	O
A	M	E	A	G	N	O	U	R
D	W	U	P	I	G	K	H	F
Y	Q	X	Y	K	J	I	T	Y
I	W	D	O	O	B	Y	G	B
P	H	L	G	H	L	Y	J	O
E	S	A	R	P	F	U	S	O
T	S	M	P	Q	E	W	J	M



Click, Clack, Moo I Love You!
By Doreen Cronin and Betsy Lewin

A Caitlyn Dlouhy Book
atheneum Simon & Schuster Children's Publishing

REPRODUCIBLE



Illustrations © 2017 Betsy Lewin



ANSWER:

Off to the Party!

Help Little Fox find her way to the Valentine's Day celebration!



Click, Clack, Moo I Love You!

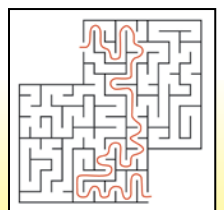
By Doreen Cronin and Betsy Lewin



A Caitlyn Dlouhy Book
Simon & Schuster Children's Publishing

REPRODUCIBLE


Illustrations © 2017 Betsy Lewin



ANSWER

Click, Clack, Charades!

Cut out each of the animals below, fold each piece of paper so the animal is not visible, and place each piece of paper in a bowl. Have party guests pull a piece of paper from the bowl and then act it out, careful not to talk or make any animal sounds! The goal is for guests to correctly guess the *Click, Clack, Moo I Love You!* farm animal being acted out.



Click, Clack, Moo I Love You!
By Doreen Cronin and Betsy Lewin

A A Caitlyn Dlouhy Book
atheneum Simon & Schuster Children's Publishing

REPRODUCIBLE


Illustrations © 2017 Betsy Lewin



Click, Clack, Moo Send an “I Love You!”

Color in the front and back of the valentine. Don't forget to write the name of the person you want to send your valentine to! Then, cut along the dotted line, fold in half and tape the front and back together.

FOLD



Illustrations © 2017 Betsy Lewin

FOLD



Click, Clack, Moo I Love You!

By Doreen Cronin and Betsy Lewin



A Caitlyn Dlouhy Book
Simon & Schuster Children's Publishing

REPRODUCIBLE

Illustrations © 2017 Betsy Lewin

